






Chemical Waste Satellite Accumulation Area

Labeling

- EHS will provide yellow waste labels
- Must check Hazardous or Non-Hazardous
- Must check Hazard Classification pictogram (if applicable)
- List all constituents and percentages
- All contents must be full chemical names (no formulas)

Pick up request #:	<input checked="" type="checkbox"/> HAZARDOUS WASTE <input type="checkbox"/> NON HAZARDOUS WASTE			
Hazard Classification				
 Flammable <input checked="" type="checkbox"/>	 Oxidizer <input type="checkbox"/>	 Toxic <input type="checkbox"/>	 Corrosive <input checked="" type="checkbox"/>	 Explosive <input type="checkbox"/>
Waste Contents:	%			
Acetone	80			
Hydrochloric acid	20			

For additional information contact EHS

Web: ehs.ucf.edu
Email: ehs@ucf.edu
Phone: 407-823-0707



Storage

- Waste containers must be compatible with the waste
- All Waste must be stored in secondary containment
- Secondary containment must be 110% of largest container
- Segregate incompatible waste (Acid/Base, Flame/Oxidizer, etc.)
- No more than 55 gal of non-acute waste, or 1 qt of acute waste
- Do not stack waste containers

Packaging

- Do not fill containers completely, leave headspace (approx.. 2-3")
- Waste container must be leak proof with a screw top or other secure closure
- Containers must be clean without residue
- Containers must remain closed unless actively adding waste

Submit a waste request

- Go to <https://ehs.ucf.edu/hazardous-waste-pick-up-request>
- Hazardous waste labels must match online waste request