



# **Chemical Safety Information:**

## **Hazard Communication**

### **Supplementary Material**

University of Central Florida



# **Accessing Safety Data Sheets**

(formerly Material Safety Data Sheets)



# Sources of Safety Data Sheets

- Direct from the vendor
  - in the product packaging
  - by mail, fax, or e-mail
- Vendor's website
- VelocityEHS Accelerate (formerly MSDSonline.com)

# Using Accelerate to retrieve a SDS

Visit: [login.ehs.com](https://login.ehs.com)

Login

Logging in for the first time?  
Set your password here

VelocityEHS Domain

Username (Required)

Password (Required)


Remember Me

[Forgot password?](#)

Welcome to Accelerate

## Register Now for Important Training

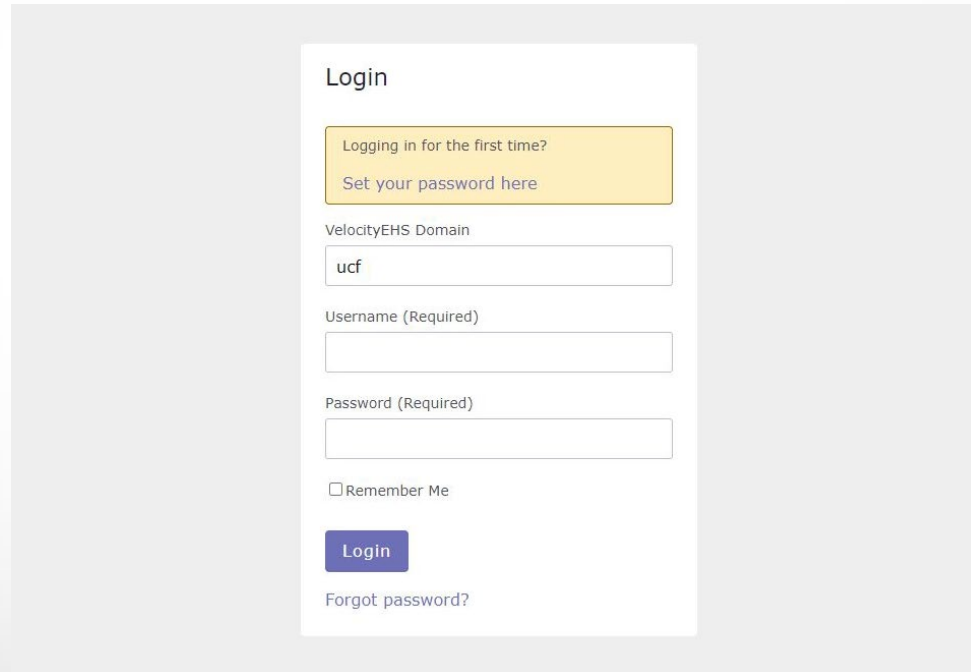
**Important:** Sign up for an upcoming training session to get started in Accelerate. We'll cover must-know information to help you maximize your Accelerate Platform experience, and our expert staff will be available to answer your questions live.



# Logging in to Accelerate

Log in at [login.ehs.com](https://login.ehs.com)

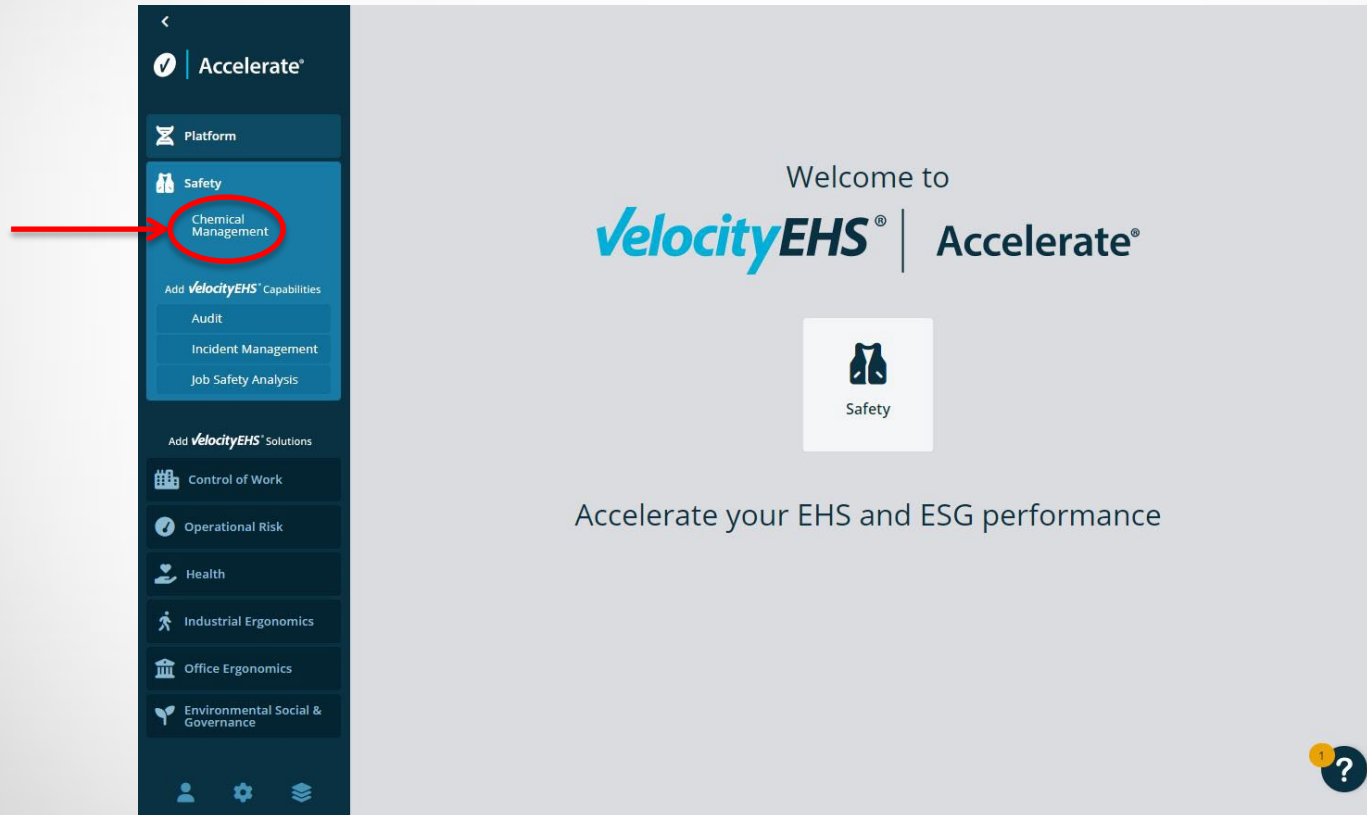
The domain is **ucf**. The username and password for your department are available from the Environmental Health & Safety Chemical Safety Officer.



The screenshot shows a login form titled "Login". At the top, there is a yellow box with the text "Logging in for the first time? Set your password here". Below this, there is a field for "VelocityEHS Domain" with the value "ucf" entered. There are three empty input fields for "Username (Required)", "Password (Required)", and "Remember Me" (which is a checkbox). At the bottom, there is a blue "Login" button and a link for "Forgot password?".

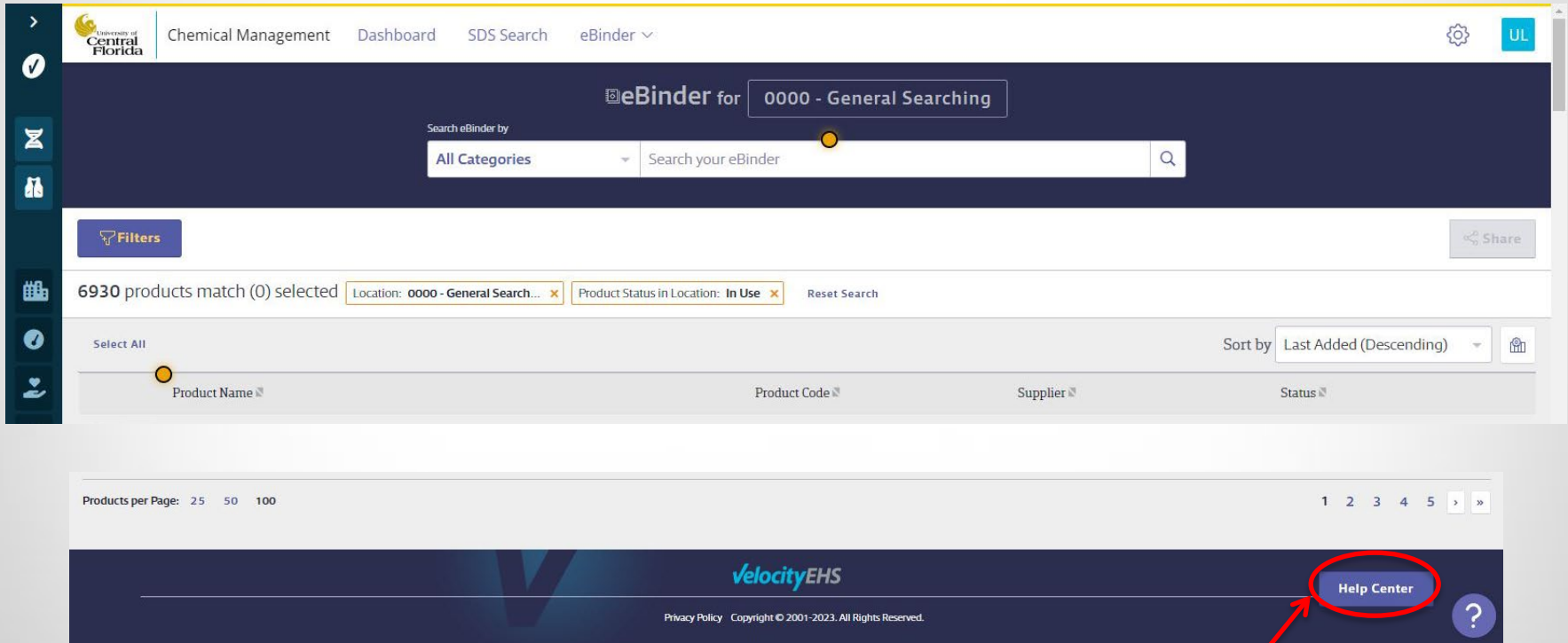
# Logging in to Accelerate

Select **Safety**, and then select **Chemical Management** from the sidebar.



# Using Accelerate to retrieve a SDS

Once logged in, you should see the eBinder – a list of UCF’s Safety Data Sheets.



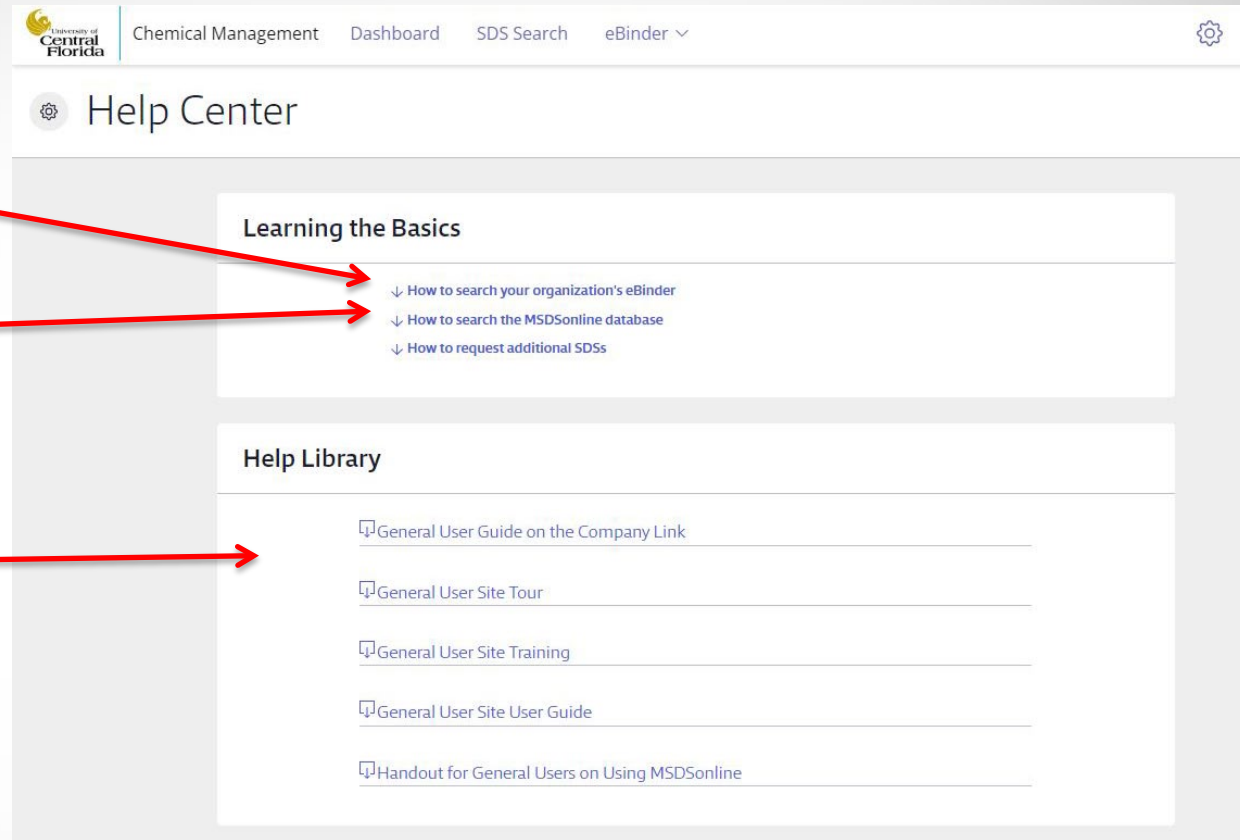
The screenshot displays the UCF eBinder interface. At the top, the navigation bar includes 'Chemical Management', 'Dashboard', 'SDS Search', and 'eBinder'. The main header shows 'eBinder for 0000 - General Searching'. Below this is a search bar with a dropdown menu set to 'All Categories' and a search input field. A 'Filters' button is visible on the left. The search results section indicates '6930 products match (0) selected' with filters for 'Location: 0000 - General Search...' and 'Product Status in Location: In Use'. A table header is visible with columns for 'Product Name', 'Product Code', 'Supplier', and 'Status'. At the bottom, the footer contains the 'velocityEHS' logo, a 'Help Center' link circled in red with an arrow pointing to it, and a copyright notice: 'Privacy Policy Copyright © 2001-2023. All Rights Reserved.'

For instructions, scroll to the bottom of the page and click the “Help Center” link.

# Accelerate Help Center

## Information:

- How to search the list of products in UCF's catalog
- How to search the VelocityEHS catalog
- General help navigating the site in the Help Library
  - Handouts
  - Site User Guide
  - Site Tour







STAY SAFE,  
UCF